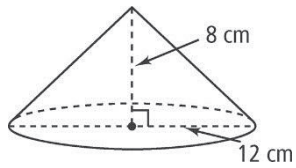
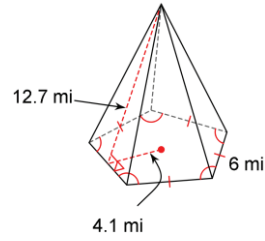
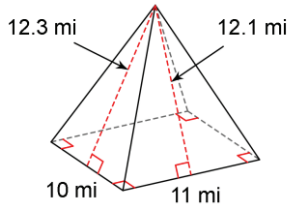


# Practice

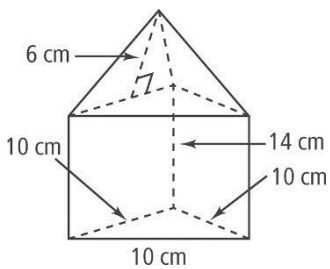
Find the surface area.



4. The lateral area of a cone is  $155.25\pi \text{ m}^2$ . The slant height is 13.5 m. What is the radius?

5. The roof of a clock tower is a pentagonal pyramid. Each side of the base is 7 ft long. The slant height is 9 ft. What is the area of the roof?

6. Find the surface area.



7. Find the surface area.

